



BusinessMail X.400

Web Interface Mailbox User V2.1

Erleben, was verbindet.



BusinessMail X.400

Webinterface

Mailbox



Mailbox User's Web Interface (General 1)

- Up to now it was necessary to use special forms for the administration of Internet mail filters. You had to send this information to central Administration of BusinessMail X.400 who enabled those changes.
- While using the new Web interface (WebConfig) you will be able to directly manage your filter without any time lost. You'll be also able to set a new mailbox password and to unlock the access to the mailbox, if it had been disabled because of Login failures. WebConfig will also offer you status information of your mailbox (number of stored messages, last login and logout)
- If you access WebConfig for the first time, it is necessary to download a client certificate stored on <http://www.service-viat.de> and import it into certificate store of your OS/ browser. If you use different client certificates you have to use this new certificate while setting up the communication to WebConfig.



BusinessMail X.400

Webinterface

Mailbox



Mailbox User's Web Interface (General 2)

- When login into WebConfig for the first time you may use the login data (User name, Password) of your mailbox account (**not FTP Login data!**) but you have to set a new password. This password is only valid for WebConfig and not for the mailbox access. After that you are able to use authentication with personalized client certificate.
- Please contact Helpdesk of BusinessMail X.400 if you do not have access to mailbox login data. The first registration is free of charge.



BusinessMail X.400

Webinterface

Mailbox



New features in WebConfig since V1.7

- Not only the information about last login and last logoff date but also the number of new, listed and fetched messages in mailbox will be available in “Mailbox Management”.
- Instead to login into WebConfig via username and password you now may use a personalized client certificate for authentication. You may download this certificate in menu item WebConfig Management – Downloads.
- To reach a higher security level, a P7 remote user agent may now use a secure token (strong authentication) instead of using an authentication with X.400 address and password. WebConfig will offer a download option for a private electronic key (PKCS12 file) necessary to create the secure token and the option to enable strong authentication.



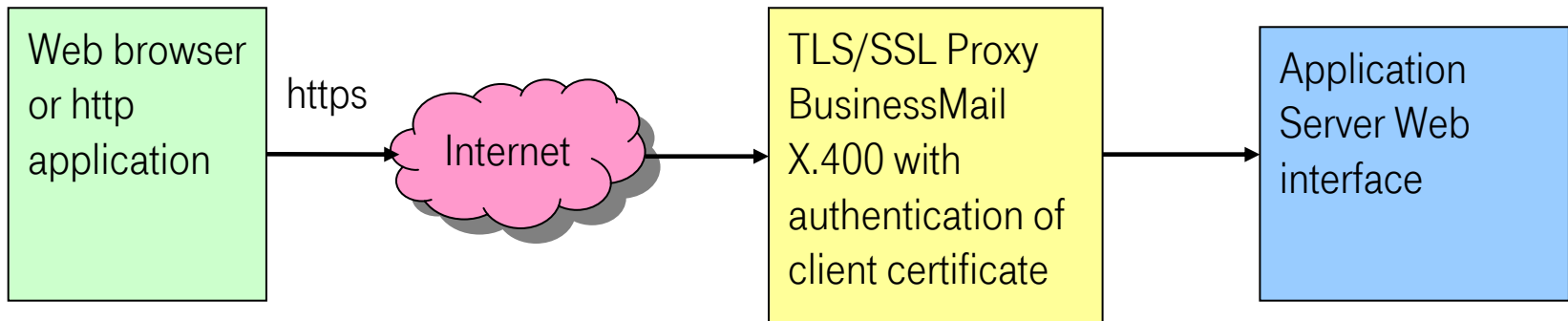
BusinessMail X.400

Webinterface

Mailbox



Secure Communication via Internet (https)



Address <https://webconfig.viat.de/webconfiglogin/>



BusinessMail X.400

Webinterface

Mailbox



Management of Mailbox properties

WebConfig will offer the following features :

- Modify Mailbox login data (Password, Reset Counter Login failure -> reactivate Mailbox access)
- Information about mailbox (last login date, last logoff date, number of messages)
- Manage SMTP Filter/Partner
- Download Data for example Client Certificate for access to WebConfig or P7 or additional parameter files



BusinessMail X.400

Webinterface

Mailbox



Login information (1)

Erleben, was verbindet.

ipmtester (49637)

- WebConfig Management
- Mailbox Management
- SMTP Filter
- Service
- Logout

BusinessMail X.400 :: [WebConfig](#)

Your WebConfig certificate is valid until **3.02.2013** (885 day/s left)

Your P7 certificate EMAILADDRESS=49637@testag.viat-test.de, CN=User-ID 049637, CN="/g=ipm/s=tester/cn=ipmtester/o=testag/a=VIAT-TEST/c=DE", OU=viat.de, O=dttag, C=de is valid until **4.06.2013** (1006 day/s left)

News

Attention: The general client certificate has to be replaced until 6th of October 2010. Download it at "<http://www.service-viat.de/html/web-konfigurationsoberflache.html>". You now have the possibility to login into WebConfig via user defined certificate. Also for P7 access authentication via certificate is now available.

- When login into WebConfig, you will find some information about new features or changes in GUI.
- You may select one of the flags to change the language of GUI.



BusinessMail X.400

Webinterface

Mailbox



Login information (2)

Erleben, was verbindet.

ipmtester (49637)

- WebConfig Management
- Mailbox Management
- SMTP Filter
- Service
- Logout

BusinessMail X.400 :: [WebConfig](#)

Your WebConfig certificate is valid until **3.02.2013** (885 day/s left)

Your P7 certificate EMAILADDRESS=49637@testag.viat-test.de, CN=User-ID 049637, CN="/g=ipm/s=tester/cn=ipm tester/o=testag/a=VIAT-TEST/c=DE", OU=viat.de, O=ntag, C=de is valid until **4.06.2013** (1006 day/s left)

News

Attention: The general client certificate has to be replaced until 6th of October 2010. Download it at "<http://www.service-viat.de/html/web-konfigurationsoberflache.html>". You now have the possibility to login into WebConfig via user defined certificate. Also for P7 access authentication via certificate is now available.



- If you use a personalized client certificate when log into WebConfig you'll see an information how long this certificate is valid.
- If you had logged in via personalized certificate and log out you'll see the login window with username and password. If you would like to log in again you have not to enter a value only press "Login" button.



BusinessMail X.400

Webinterface

Mailbox



Login information (3)



<ul style="list-style-type: none">WebConfig ManagementMailbox ManagementSMTP FilterServiceLogout	<p>BusinessMail X.400 :: WebConfig ipmtester (49637)</p> <p>Your WebConfig certificate is valid until 3.02.2013 (885 day/s left)</p> <p>Your P7 certificate EMAILADDRESS=49637@testag.viat-test.de, CN=User-ID 049637, CN="/g=ipm/s=tester/cn=ipmtester/o=testag/a=VIAT-TEST/c=DE", OU=viat.de, O=dttag, C=de is valid until 4.06.2013 (1006 day/s left)</p> <p>News </p> <p>Attention: The general client certificate has to be replaced until 6th of October 2010. Download it at "http://www.service-viat.de/html/web-konfigurationsoberflache.html". You now have the possibility to login into WebConfig via user defined certificate. Also for P7 access authentication via certificate is now available.</p>
--	---

- If strong authentication for P7 access is enabled you'll also see an information how long this P7 certificate is valid.



BusinessMail X.400

Webinterface

Mailbox



WebConfig Management - Overview

Erleben, was verbindet.

ipmtester (49637)

BusinessMail X.400 :: [WebConfig](#)

WebConfig User Management ⓘ

- WebConfig Management
 - Modify WebConfig Login
 - View Log File
 - Downloads
 - Properties
- Mailbox Management
- SMTP Filter
- Service
- Logout

Management of WebConfig account

- Modify Login data
- View Log file
- Download Data (Certificates, Parameter files)
- Properties: Language, time zone and separator of CSV files, life time of Cookies



BusinessMail X.400

Webinterface

Mailbox



WebConfig Management – Modify Login (1)

Erleben, was verbindet.

ipntester (49637)

BusinessMail X.400 :: WebConfig

WebConfig Management :: Modify Login Data ⓘ

Authenticate user automatically

Authenticate user automatically

It will be possible to automatically authenticate user via client certificate. Please download the certificate/key and import it into web browser. You have to use this key whenever you want to log into your WebConfig account. If you would like to use login via username/ password you have to contact the BusinessMail X.400 Helpdesk.

Find the necessary certificate in [Download area](#)

Modify Password ⓘ

Old Password

New Password

Repeat Password

Ok Cancel

- In this menu item you may enable the log in via certificate (authenticate user automatically) or change the password of your WebConfig account. We recommend a password length of at minimum 8 digits using letters, numbers and special characters.
- The central administration may change the WebConfig Logon-name. Please contact Helpdesk if you have such a request.



BusinessMail X.400

Webinterface

Mailbox



WebConfig Management – Modify Login (2)

Erleben, was verbindet.

BusinessMail X.400 :: WebConfig ipmtester (49637)

WebConfig Management :: Modify Login Data ⓘ

Authenticate user automatically

Authenticate user automatically

It will be possible to automatically authenticate user via client certificate. Please download the certificate/key and import it into web browser. You have to use this key whenever you want to log into your WebConfig account. If you would like to use login via username/ password you have to contact the BusinessMail X.400 Helpdesk.

Find the necessary certificate in [Download area](#)

- If you enable “authenticate user automatically” you will get the information that you need a personalized certificate. If you did not download and install this certificate you should not continue.
- If the feature “authenticate user automatically” is enabled, only the Helpdesk is able to disable this feature or to remove compromised certificates.
- The Helpdesk will enable your WebConfig account if it is temporary locked because of Login failures.



BusinessMail X.400

Webinterface

Mailbox



WebConfig Management – View Log File

Erleben, was verbindet.

WebConfig Management
Modify WebConfig Login
View Log File
Downloads
Properties
Mailbox Management
SMTP Filter
Service
Logout

BusinessMail X.400 - WebConfig ipmtester (49637)

WebConfig Management :: View Log File

Filter:

```
30.11.2007 10:10:57 webadmin_maurer: WebConfig-Benutzer erstellt
08.01.2008 08:51:16 ipmtester: Neue SMTP Absenderadresse hinzugefuegt: testeri@t-online.de
08.01.2008 08:51:27 ipmtester: Neue SMTP Absenderadresse hinzugefuegt: test.de
08.01.2008 08:51:40 ipmtester: SMTP Absenderadresse geaendert: test.de -> testl.de
08.01.2008 08:51:55 ipmtester: Filter Status gesetzt: SMTP-Absender teilweise blockieren
08.01.2008 08:57:40 ipmtester: Neue SMTP Absenderadresse hinzugefuegt: cc-mart.de
19.03.2008 09:18:25 ipmtester: Filter Status gesetzt: SMTP-Absender blockieren
06.11.2008 13:46:30 webadmin_maurer: Mailbox aktualisiert: ID=49637; cn=ipa tester; g=ipa; s=test
06.11.2008 13:47:13 ipmtester: Neue EDI-Kennung erstellt: 35653672352365;65
06.11.2008 13:49:33 webadmin_maurer: Mailbox aktualisiert: ID=49637; cn=ipa tester; g=ipa; s=test
06.11.2008 13:50:26 webadmin_maurer: EDI-Kennung geloescht: 35653672352365;65
05.12.2008 14:05:04 ipmtester: Loginfehler
05.12.2008 14:05:13 ipmtester: Login erfolgreich nach 1 Loginfehler
16.02.2009 09:15:35 webadmin_maurer: Mailbox aktualisiert: ID=49637; cn=ipa tester; g=ipa; s=test
17.02.2009 15:49:06 webadmin_maurer: Mailbox aktualisiert: ID=49637; cn=ipa tester; g=ipa; s=test
19.03.2009 08:41:41 ipmtester: Loginfehler
19.03.2009 08:41:50 ipmtester: Login erfolgreich nach 1 Loginfehler
20.03.2009 10:02:52 webadmin_maurer: Mailbox updated: ID=49637; cn=ipa tester; g=ipa; s=test; o
20.03.2009 10:05:22 webadmin_maurer: Mailbox updated: ID=49637; cn=ipa tester; g=ipa; s=test; o
30.06.2009 09:55:06 ipmtester: Filter Status modified: SMTP Originator "disabled"
```

- In Log file you'll see all activities in relation/filter management. Each entry shows a time stamp, the name of initiator and the relation.
- While entering a search string you may reduce the number of displayed entries.



BusinessMail X.400

Webinterface

Mailbox



WebConfig Management – Downloads (1)

Erleben, was verbindet.

ipntester (49637)

WebConfig Management :: Downloads

WebConfig client certificate is used to automatically authenticate user

Define the import password

Create and download

P7 client certificates for strong authentication

Define the import password

EMAILADDRESS=49637@testag.viat-test.de, CN=User-ID 049637, CN="/g=ipm /s=tester/cn=ipm tester/o=testag/a=VIAT-TEST/c=DE", OU=viat.de, O=dtag, C=de
04.06.2013 12:12:37 private key available

Download

The following User data are ready for download	MIME Type
X400Adresse.csv	application/csv
SMTPFilter.csv	application/csv

- In this menu item you have the possibility to download different types of files.
- Client certificate including private key (*.p12) to log into WebConfig with personalized certificate (automatically authenticate user, certificate is only valid for your User-ID). You may create and download more than one certificate. But if one of those certificate is compromised the helpdesk has to revoke all certificates.



BusinessMail X.400

Webinterface

Mailbox



WebConfig Management – Downloads (2)

Erleben, was verbindet.

ipntester (49637)

WebConfig Management :: Downloads

WebConfig client certificate is used to automatically authenticate user

Define the import password

Create and download

P7 client certificates for strong authentication

Define the import password

EMAILADDRESS=49637@testag.viat-test.de, CN=User-ID 049637, CN="/g=ipm /s=tester/cn=ipm tester/o=testag/a=VIAT-TEST/c=DE", OU=viat.de, O=dtag, C=de
04.06.2013 12:12:37 private key available

Download

The following User data are ready for download

	MIME Type
X400Adresse.csv	application/csv
SMTPFilter.csv	application/csv

- To create and download the client certificate and private key it is necessary to enter an import password that has a minimum length of 12 digits and include at minimum one letter, one number and one special character. We recommend to use password that is as irregular and long as possible.
- In menu item “P7 client certificate for strong authentication” you may download the private electronic key provided by BusinessMail X.400 administration.




BusinessMail X.400

Webinterface


Mailbox




WebConfig Management – Downloads (3)

Erleben, was verbindet. 


BusinessMail X.400 :: WebConfig ipntester (49637)

WebConfig Management :: Downloads 

WebConfig client certificate is used to automatically authenticate user 

Define the import password

Create and download

P7 client certificates for strong authentication 

Define the import password

EMAILADDRESS=49637@testag.viat-test.de, CN=User-ID 049637, CN="/g=ipm /s=lester/cn=ipm tester/o=testag/a=VIAT-TEST/c=DE", OU=viat.de, O=dtag, C=de
04.06.2013 12:12:37 private key available

Download

The following User data are ready for download

	MIME Type
X400Adresse.csv	application/csv
SMTPFilter.csv	application/csv

- To download the P7 client certificate and the private key it is also necessary to enter an import password that has a minimum length of 12 digits and include at minimum one letter, one number and one special character. We recommend to use password that is as irregular and long as possible.
- To import the configuration (properties and trading relations) into your application you may download parameter files (CSV format).



BusinessMail X.400

Webinterface

Mailbox



WebConfig Management – Properties



BusinessMail X.400 :: WebConfig ipmtester (49637)

WebConfig Management :: Properties ⓘ

Select file type of downloadable CSV File ⓘ

Time zone:

List separator:

Common properties ⓘ

Language:

Maximum life time of cookie: Days

- Format of CSV file (Time zone, separator)
- Language of GUI
- Life time of Cookies




BusinessMail X.400

Webinterface

Mailbox




Mailbox Management

Erleben, was verbindet. 

■ WebConfig Management
■ **Mailbox Management**
 Show/modify Mailbox User
■ SMTP Filter
■ Service
■ Logout

BusinessMail X.400 :: WebConfig ipmtester (49637)

Mailbox Management 

- Management of Mailbox Account
- Modify Mailbox password
- Reset Error counter Login



BusinessMail X.400

Webinterface

Mailbox



Modify Mailbox Properties (1)

Erleben, was verbindet.

ipmtester (49637)

Mailbox Management: Modify Mailbox Properties

Login Information	
Number of new messages	16
Number of listed messages	0
Number of processed messages	0
Last Login	20.10.2010 06:32:34 UTC
Last Logoff	20.10.2010 06:32:35 UTC
Login Counter / Failures	69 / 0

Reset Login Failures

Profile Data	
Status	active
Service Start Date	2007-11-28
Logonname	IPMTESTER
<input type="checkbox"/> P7 strong authentication	<input type="checkbox"/> Password Expired
Password	••••••
Repeat password	••••••
Max. number Login failures	0 0=unlimited

- Information about last login and last logoff date and the number of messages.
- Information about number of logins and the number of login failures. The failure counter will be reset in case of successful login. If mailbox access is locked because of login failures, you may reset the counter to enable login.



BusinessMail X.400

Webinterface

Mailbox



Modify Mailbox Properties (2)

Erleben, was verbindet.

ipmtester (49637)

BusinessMail X.400 :: WebConfig

Mailbox Management: Modify Mailbox Properties ⓘ

Login Information	
Number of new messages	16
Number of listed messages	0
Number of processed messages	0
Last Login	20.10.2010 06:32:34 UTC
Last Logoff	20.10.2010 06:32:35 UTC
Login Counter / Failures	69 / 0

Reset Login Failures

Profile Data	
Status	active
Service Start Date	2007-11-28
Logonname	IPMTESTER
<input type="checkbox"/> P7 strong authentication ⓘ	<input type="checkbox"/> Password Expired
Password	••••••
Repeat password	••••••
Max. number Login failures	0 0=unlimited

- You have the possibility to modify your mailbox password. **Only if you are using a P7 remote user agent or interactive access (LUA) or CDIF user agent (PC-Box).**
- When using BUA/FTP (file interface) please contact Helpdesk to change FTP password (see also next page but one)
- You have the possibility to configure the maximum number of login failures.



BusinessMail X.400

Webinterface

Mailbox



Modify Mailbox Properties (3)

Erleben, was verbindet.

ipmtester (49637)

Mailbox Management: Modify Mailbox Properties

Login Information	
Number of new messages	16
Number of listed messages	0
Number of processed messages	0
Last Login	20.10.2010 06:32:34 UTC
Last Logoff	20.10.2010 06:32:35 UTC
Login Counter / Failures	69 / 0

Reset Login Failures

Profile Data	
Status	active
Service Start Date	2007-11-28
Logonname	IPMTESTER
<input type="checkbox"/> P7 strong authentication	<input type="checkbox"/> Password Expired
Password	••••••
Repeat password	••••••
Max. number Login failures	0 0=unlimited

- If your P7 client (Remote User Agent) does support the strong authentication and you have configured a public certificate in Message Store and the private key in P7 client, you may enable the option P7 strong authentication.
- If the option “P7 strong authentication” is enabled, only the Helpdesk is able to disable this feature or to remove compromised certificates.




BusinessMail X.400

Webinterface

Mailbox



Modify Mailbox Properties (4)


Erleben, was verbindet. 

WebConfig Management
Mailbox Management
Show/modify Mailbox User
SMTP Filter
Service
Logout

BusinessMail X.400 :: WebConfig ipmtester (49637)

Mailbox Management: Modify Mailbox Properties

Login Information	
Number of new messages	16
Number of listed messages	0
Number of processed messages	0
Last Login	20.10.2010 06:32:34 UTC
Last Logoff	20.10.2010 06:32:35 UTC
Login Counter / Failures	69 / 0

Profile Data	
Status	active
Service Start Date	2007-11-28
Logonname	<input type="text" value="IPMTESTER"/>
<input type="checkbox"/> P7 strong authentication 	<input type="checkbox"/> Password Expired
Password	<input type="password" value="••••••"/>
Repeat password	<input type="password" value="••••••"/>
Max. number Login failures	<input type="text" value="0"/> 0=unlimited

- If the option “Password Expired” is enabled, you have to set a new password for the access to mailbox. You may set the new password in your application (Modify Message Store Password and access the MS to replace it) or directly here in this menu and change it in your application only locally.



BusinessMail X.400

Webinterface

Mailbox



Modify Mailbox Properties (5)

Erleben, was verbindet.

ipmtester (49637)

Mailbox Management: Modify Mailbox Properties

Login Information	
Anzahl neuer Nachrichten	1
Anzahl gelisteter Nachrichten	0
Anzahl gelesener Nachrichten	0
Last Login	29.06.2009 09:56:06 UTC
Last Logoff	29.06.2009 09:56:06 UTC
Login Counter / Failures	16 / 0

[Reset Login Failures](#)

Profile Data	
Status	active
Service Start Date	2007-11-28
VMS-Logon	test

X.400 Address					
Country (c)	DE	ADMD (a)	VIAT-TEST	PRMD (p)	
UA ID (n-id)	2049637				
Commonname (cn)	ipm tester				
Givenname (g)	ipm	Surname (s)	tester		

- If the access via BUA/FTP (file interface) is configured for your mailbox you will see mailbox information including the FTP (VMS) logon name. But you are not able to modify mailbox login.



BusinessMail X.400

Webinterface

Mailbox



Modify Mailbox Properties (6)

Reset Login Failures

Profile Data

Status active

Service Start Date 2007-11-28

Logonname

P7 strong authentication ⓘ

Password

Repeat password

Max. number Login failures 0=unlimited

X.400 Address

Country (c) ADMD (a) PRMD (p)

UA ID (n-id)

Commonname (cn)

Givenname (g) Surname (s)

Organization (o)

Org Unit 1 (ou1) Org Unit 2 (ou2)

Org Unit 3 (ou3) Org Unit 4 (ou4)

- Show configured X.400 address of Mailbox.



BusinessMail X.400

Webinterface

Mailbox



SMTP Filter

Erleben, was verbindet.

ipntester (49637)

- WebConfig Management
- Mailbox Management
- SMTP Filter**
 - Status
 - Create Filter
 - Show/modify Filter
 - Delete Filter
- Service
- Logout

BusinessMail X.400 :: [WebConfig](#)

SMTP Filter

- In this main menu item you have the option to define whether messages send by Internet mail user will be delivered to your MailBox account or not.
- If you do not have any Trading Partner using Internet mail, we recommend to set the Status to “Disabled”. If you only have a few partner using Internet mail, you may define filter rules and set the status to “partly disabled”.



BusinessMail X.400

Webinterface

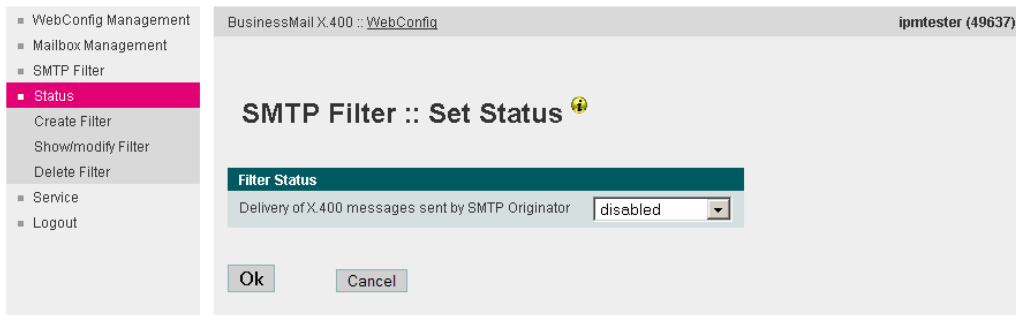
Mailbox



SMTP Filter - Status



- You may configure whether the delivery of Internet mail is:
 - enabled (deliver all)
 - partly disabled (allowed only for configured partners)
 - disabled (do not deliver mails)



BusinessMail X.400

Webinterface

Mailbox



SMTP Filter – Create Filter Rule

Erleben, was verbindet.

ipmtester (49637)

BusinessMail X.400 :: WebConfig

SMTP Filter :: Add Address ⓘ

To modify SMTP address will have no influence at the moment because the filter is not set to "block partly". You may change this in Status menu.

Valid SMTP Originator

Ok Cancel

- WebConfig Management
- Mailbox Management
- SMTP Filter
 - Status
 - Create Filter**
 - Show/modify Filter
 - Delete Filter
- Service
- Logout

- In this menu item you may configure a filter rule (SMTP address or part of it). The Status has to be set to “partly disabled” to enable this rule. Please use “@” in SMTP address (see “Modify Filter Rule”)!



BusinessMail X.400

Webinterface

Mailbox



SMTP Filter – List Filter Rules (1)

Erleben, was verbindet.

ipmtester (49637)

SMTP Filter :: Modify Address

To modify SMTP address will have no influence at the moment because the filter is not set to "block partly". You may change this in Status menu.

Select SMTP Originator

Filter:

SMTP Originator

- cc-mart.de
- test1.de
- tester1@t-online.de

- In this menu item you'll see all filter rules configured for your MessageGate account.
- While entering a search string you may reduce the number of displayed entries.



BusinessMail X.400

Webinterface

Mailbox



SMTP Filter – List Filter Rules (2)



Erleben, was verbindet.



- If the Status is not “partly disabled“ you’ll see an information that the rules will not be used.

The screenshot shows the BusinessMail X.400 web interface. On the left is a navigation menu with items: WebConfig Management, Mailbox Management, SMTP Filter, Status, Create Filter, Show/modify Filter (highlighted), Delete Filter, Service, and Logout. The main content area is titled 'BusinessMail X.400 :: WebConfig' and 'ipmtester (49637)'. The page title is 'SMTP Filter :: Modify Address' with a warning icon. A message states: 'To modify SMTP address will have no influence at the moment because the filter is not set to "block partly". You may change this in Status menu.' Below this is a section 'Select SMTP Originator' with a 'Filter:' input field and a dropdown menu showing 'SMTP Originator' with options: 'cc-mart.de', 'test1.de', and 'tester1@t-online.de'.



BusinessMail X.400

Webinterface

Mailbox



SMTP Filter – Modify Filter Rule (1)

Erleben, was verbindet.

ipmtester (49637)

BusinessMail X.400 :: WebConfig

SMTP Filter :: Modify Address

To modify SMTP address will have no influence at the moment because the filter is not set to "block partly". You may change this in Status menu.

Valid SMTP Originator

tester1@t-online.de

Ok Cancel

- WebConfig Management
- Mailbox Management
- SMTP Filter
 - Status
 - Create Filter
 - Show/modify Filter
 - Delete Filter
- Service
- Logout



- In this menu item you have the possibility to modify a filter rule.
- This example shows the complete SMTP address of a trading partner.
- The filter rule will not be used, because the Status is not "partly disabled".



BusinessMail X.400

Webinterface

Mailbox



SMTP Filter – Modify Filter Rule (2)



- This example shows only a partial address, so all users of this domain will be able to send mails to your Mailbox Account.

The screenshot shows the 'SMTP Filter :: Modify Address' configuration page. The left sidebar contains a menu with options: WebConfig Management, Mailbox Management, SMTP Filter, Status, Create Filter, Show/modify Filter (highlighted), Delete Filter, Service, and Logout. The main content area has a title 'SMTP Filter :: Modify Address' with a help icon. Below the title is a warning message: 'To modify SMTP address will have no influence at the moment because the filter is not set to "block party". You may change this in Status menu.' There is a text input field labeled 'Valid SMTP Originator' containing the text 'test1.de'. At the bottom are 'Ok' and 'Cancel' buttons.



BusinessMail X.400

Webinterface

Mailbox



SMTP Filter – Delete Filter Rule

Erleben, was verbindet.

ipmtester (49637)

BusinessMail X.400 :: WebConfig

SMTP Filter :: Delete Address ⚠

To modify SMTP address will have no influence at the moment because the filter is not set to "block partly". You may change this in Status menu.

Select SMTP Originator

Filter:

SMTP Originator

- cc-mart.de
- test1.de
- tester1@t-online.de

- In this menu item you may delete a configured filter rule.
- Select a relation via double click to delete this entry.
- You have to confirm to delete this filter rule.



BusinessMail X.400

Webinterface

Mailbox



Service



■ WebConfig Management
■ Mailbox Management
■ SMTP Filter
■ Service
■ Logout

BusinessMail X.400 :: WebConfig ipntester (49637)

News

You have now the possibility to choose English or German language when using WebConfig.
You may download configuration or relation information stored in CSV files.
For more details please check short description on service URL "http://www.service-viat.de".

- In this main menu item you'll see the status of BusinessMail X.400 system and some other information as soon as possible. At the moment you still find this information on Service URL <http://www.service-viat.de>.





Thank You!

Erleben, was verbindet.

